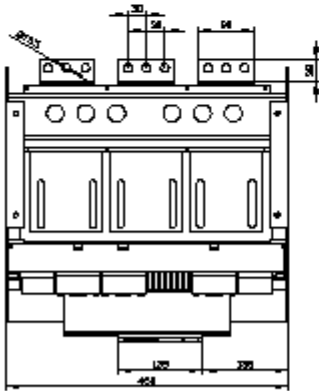
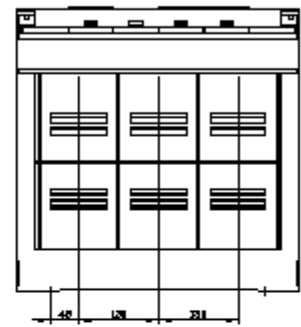
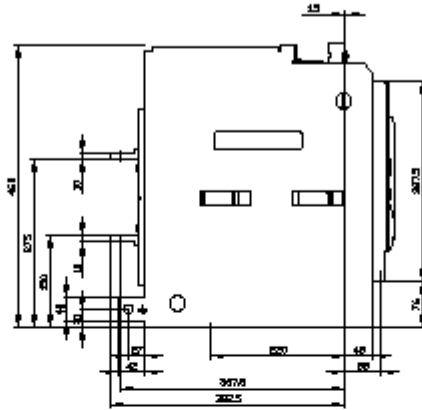
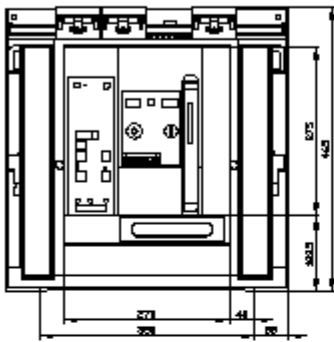
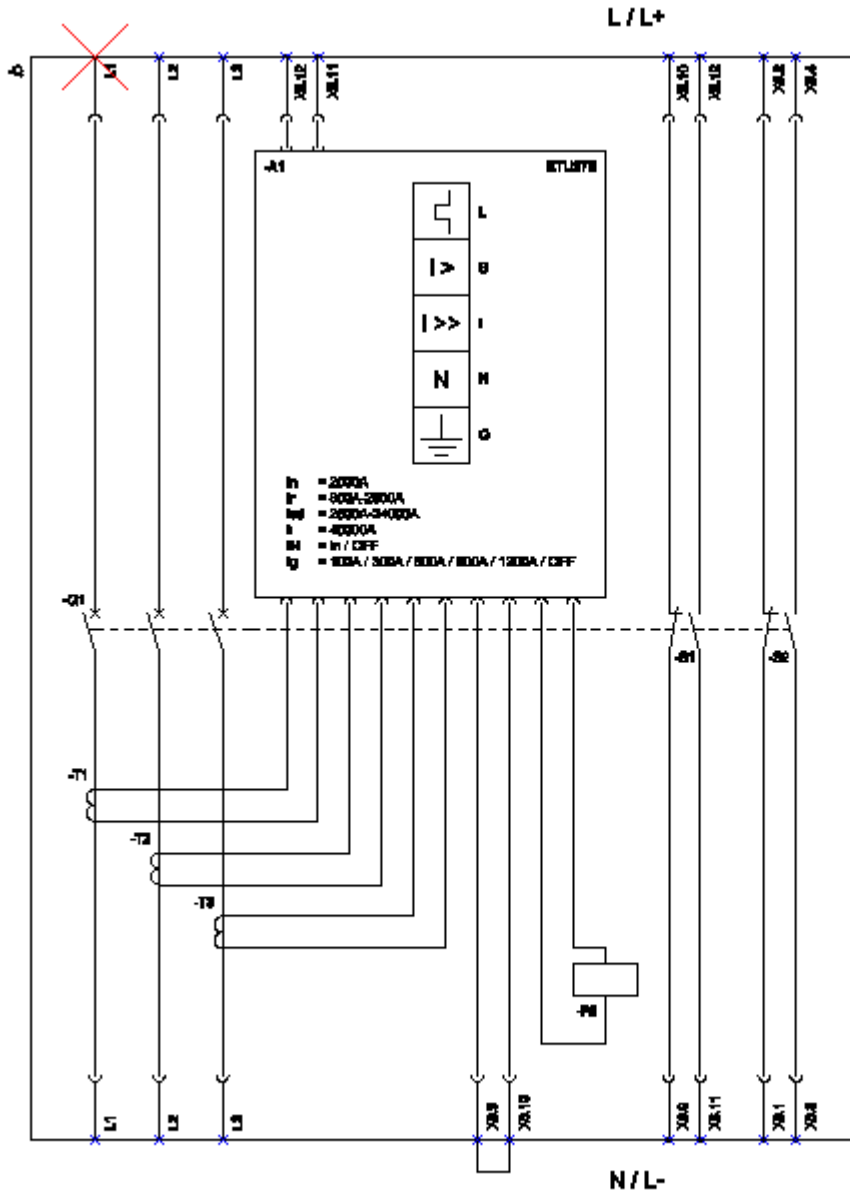


withdrawable circuit breaker with guide frame 3-pole, size II, IEC In=2000A to 690V, AC50/60Hz Icu=66kA at 500V rear connection horizontal

Model	
product brand name	SENTRON
product designation	ACB
design of the product	IEC 60947-2
design of the actuating element	Pushbutton
type of the driving mechanism	Manual operating mechanism with mechanical closing
type of the driving mechanism / motor drive	No
design of the overcurrent release	ETU27B
General technical data	
number of poles	3
size of the circuit-breaker	2
utilization category	B
circuit-breaker / Design	3WL1
Voltage	
Rated insulation voltage Ui	1 000 V
insulation voltage / rated value	1 000 V
operating voltage	
• at AC / at 50/60 Hz / rated value	690 V
Protection class	
protection class IP	IP20
protection class IP / on the front	IP20
protection function of the overcurrent release	LSING
Dissipation	
power loss [W]	
• for rated value of the current / at AC / in hot operating state / per pole	106.7 W
• maximum	320 W
Current	
continuous current / rated value / maximum	2 000 A
continuous current / rated value	2 000 A
adjustable current response value current	
• of the current-dependent overload release / full-scale value	2 000 A
• of instantaneous short-circuit trip unit / initial value	40 000 A
• of instantaneous short-circuit trip unit / full-scale value	40 000 A
Main circuit	
operating frequency	
• 1 / rated value	50 Hz
• 2 / rated value	60 Hz
operational current	
• at 40 °C / rated value	2 000 A
• at 50 °C / rated value	2 000 A
• at 55 °C / rated value	2 000 A
• at 60 °C / rated value	2 000 A
• at 65 °C / rated value	2 000 A
• at 70 °C / rated value	2 000 A
Auxiliary circuit	

number of NC contacts / for auxiliary contacts	2
number of NO contacts / for auxiliary contacts	2
Suitability	
suitability for use	Plant / motor protection
Adjustable parameters	
adjustable current response value current / of the current-dependent overload release / initial value	800 A
Product details	
product component	
• trip indicator	Yes
• voltage trigger	No
• undervoltage release	No
design of the auxiliary switch	2 NO + 2 NC
product extension / optional / motor drive	Yes
Product function	
product function	
• grounding protection	Yes
• phase failure detection	Yes
Display and operation	
display version	without display
Short circuit	
breaking capacity operating short-circuit current (Ics)	
• at 415 V / rated value	66 kA
• at 500 V / rated value	66 kA
• at 690 V / rated value	50 kA
breaking capacity maximum short-circuit current (Icu)	
• at 415 V / rated value	66 kA
• at 500 V / rated value	66 kA
• at 690 V / rated value	50 kA
Connections	
arrangement of electrical connectors / for main current circuit	Main connection rear side horizontal
type of electrical connection / for main current circuit	busbar connection
Mechanical Design	
height	465.5 mm
width	460 mm
depth	456 mm
fastening method	drawer unit
Environmental conditions	
ambient temperature / during operation	
• minimum	-20 °C
• maximum	70 °C
ambient temperature / during storage	
• minimum	-40 °C
• maximum	70 °C
Certificates	
reference code	
• acc. to DIN EN 61346-2	Q
• acc. to IEC 81346-2	Q
Further information	
Industry Mall (Online ordering system) https://mall.industry.siemens.com/mall/en/en/Catalog/product?mlfb=3WL1220-2DG36-1AA2	
Service&Support (Manuals, Certificates, Characteristics, FAQs,...) https://support.industry.siemens.com/cs/ww/en/ps/3WL1220-2DG36-1AA2	
Image database (product images, 2D dimension drawings, 3D models, device circuit diagrams, ...) http://www.automation.siemens.com/bilddb/cax_en.aspx?mlfb=3WL1220-2DG36-1AA2	
Tender specifications http://www.siemens.com/specifications	





L (Long Time Delay / Überspannungsschutz); I (Instantaneous / Kurzschlusschutz, unversögert); N (Neutral Protection / Neutralleiterenschutz); Z (Ground Fault Protection / Erdschlusschutz); FS (Maglatch for trip unit / Anlaufeinheit); RL - RS (Auxiliary switch / Hilfskontakte);

last modified:

3/8/2020